



Ref. No : MRSPTU/CoE/1961

Date: 22/04/2025

NOTICE

Sub: - Schedule and Instructions for filling Reappear examination forms for May-2025 end semester examination for all batches

Reappear examination forms for end semester university examination May-2025 for all batches shall be filled online at www.mrsstuexam.com as per the following schedule:

S. No.	Description (fees @ Rs. 2000/- per sem. from 2022 batch onwards) (fees @ Rs. 1000/- per sem. for 2019, 2020 & 2021 batch) (fee @ Rs. 700/- per sem. for B.Arch. 2018 batch only)	Dates		Payment reconciliation	Fee Deposition
		From	To		
1.	Filling & locking of examination forms without late fees	23/04/2025	28/04/2025	29/04/2025	Fee shall be deposited online directly by the students
2.	Filling & locking of examination forms with late fees of Rs. 1000/- per form	30/04/2025	01/05/2025	02/05/2025	
3.	Filling & locking of examination forms with late fees of Rs. 2000/- per form	03/05/2025	05/05/2025	06/05/2025	
4.	Filling & locking of examination forms with late fees of Rs. 5000/- per form	From 07/05/2025 onwards		-----	

Important Points

- **No form filling shall be accepted on the date of payment reconciliation.**
- Admit cards shall be generated through software by the concerned HOD. The Admit card can be generated as soon as the student locks the examination form. HOD must ensure the generation of admit card before the start of examination.
- No student shall be allowed to appear in examination without valid admit card.
- **Students whose duration of programme has exceeded (2N for 2015 batch/N+2 year for 2016 batch onwards) cannot fill examination forms.**

INSTRUCTION FOR FILLING OF FORMS

1. The examination form of student will be filled directly by the student in his MRSPTU login ID. The payment can be made in any mode preferably through net banking / debit card / credit card.
2. If the payment is a success then student must lock the exam form and can take a printout of the same.
3. If the payment is deducted from the student account but the form does not get locked then the student shall wait for 24 hours. He shall login again and click on tab **Examination → Payment history → Verify the fees** to lock the form.

MAHARAJA RANJIT SINGH PUNJAB TECHNICAL UNIVERSITY

BATHINDA - 151001, PUNJAB (INDIA)

Ph. No.: +91-87250-72333, **Fax:** +91-164-2280164, **Website:** www.mrsstu.ac.in, **E-mail id:** coemrs@mrsptu.ac.in

ਮਹਾਰਾਜਾ ਰਣਜੀਤ ਸਿੰਘ
ਪੰਜਾਬ ਟੈਕਨੀਕਲ ਯੂਨੀਵਰਸਿਟੀ
ਬਾਦਲ ਰੋਡ, ਬਠਿੰਡਾ-151001, ਪੰਜਾਬ (ਭਾਰਤ)



MAHARAJA RANJIT SINGH
PUNJAB TECHNICAL UNIVERSITY
BADAL ROAD, BATHINDA-151001, PUNJAB (INDIA)

(Established By Govt. of Punjab vide Punjab Act No. 5 of 2015 and Approved Under Section 2(f) & 12(B) of UGC)
ਕੰਟਰੋਲਰ ਪ੍ਰੀਖਿਆਵਾਂ

Controller of Examinations

4. If the student has filled and locked the form but he/she wants to modify the same, then the following procedure is to be adopted.
 - The student can mail the request at supportexam@mrsptu.ac.in and the required correction shall be done after completing the necessary documentation as directed in the return mail. Correction fees of Rs. 1000/- shall be charged every time the form is unlocked for correction.
5. Once the admit card is generated by concerned HOD, it can be downloaded by the student in the MRSPTU login ID.
6. Student shall take a print out of the admit card and get it signed & stamped by concerned HOD to appear in the examination.
7. In case of any clarification / problem, please contact on Mobile No. **7889146422** and/or email at supportexam@mrsptu.ac.in

Controller of Examinations
MRSPTU, Bathinda

C.C: -
Prof. Incharge (Accounts Branch)
MRSPTU, Bathinda

MAHARAJA RANJIT SINGH PUNJAB TECHNICAL UNIVERSITY

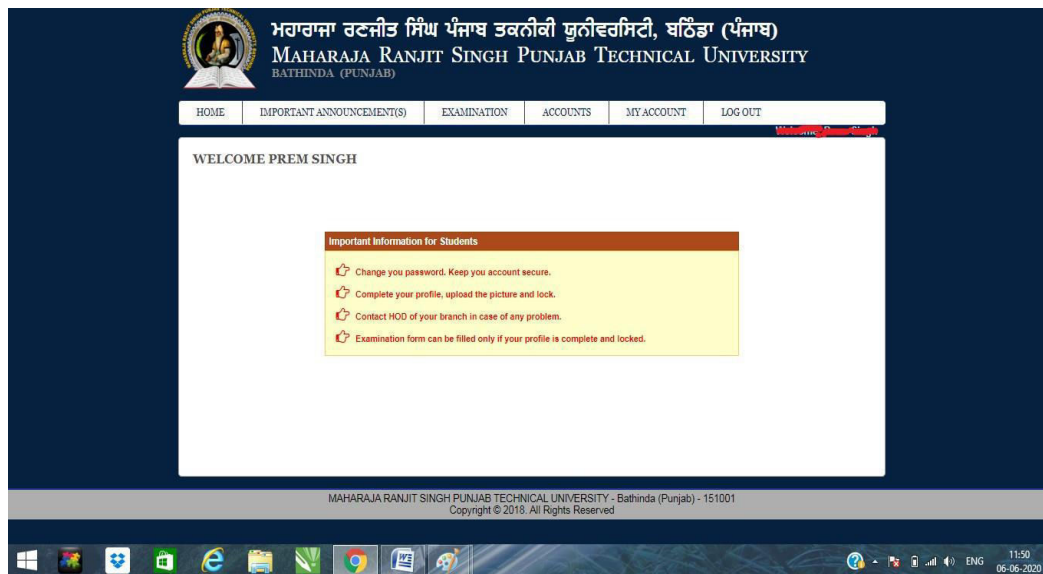
BATHINDA - 151001, PUNJAB (INDIA)

Ph. No.: +91-87250-72333, **Fax:** +91-164-2280164, **Website:** www.mrsstu.ac.in, **E-mail id:** coemrs@mrsptu.ac.in

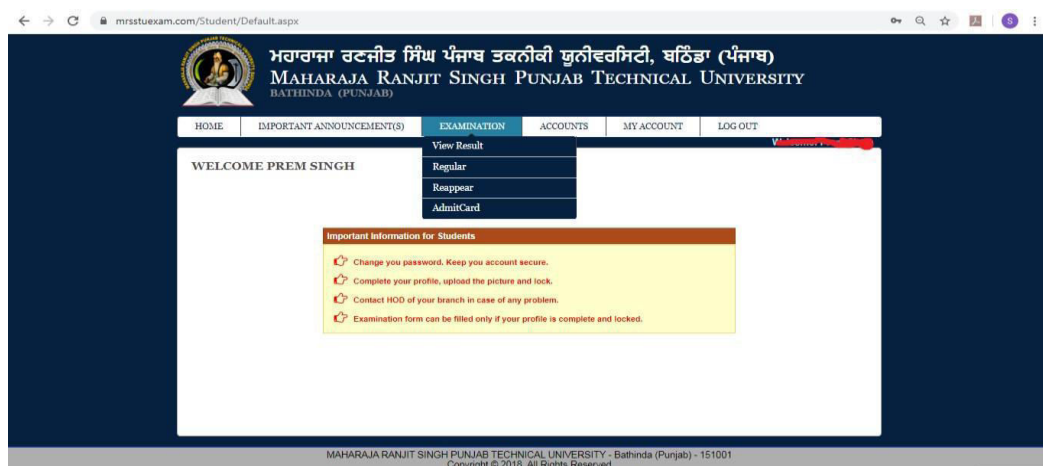
STEPS FOR FORM FILLING BY STUDENTS

(For Correction examination form only Regular)

1. Open website www.mrsstuexam.com and login in Student id.



2. On the header menu, move your mouse pointer to Examination.



3. Click on Regular exam form.

The screenshot shows the student portal for Maharaja Ranjit Singh Punjab Technical University. The user is logged in as AMANDEEP KAUR. The 'EXAMINATION' menu is open, showing options for 'View Result', 'Regular', 'Reappear', and 'AdmitCard'. The 'Regular' option is highlighted. Below the menu, there is a section for 'Important Information for Students' with instructions on password security, profile completion, and exam form availability.

4. Click on Unlock from with payment.

The screenshot shows the 'Section-A' and 'Section-B' subject selection interface. The user has selected the 10th semester. The 'Section-A' table lists subjects with checkboxes for selection. The 'Section-B' table lists selected subjects with 'Internal' and 'External' checkboxes. There are buttons for 'Unlock form with payment' and 'Print Exam Form'.

(Section-A)
Click on CheckBox to select the Subjects in which you want to appear in Exam.
Select your current semester.
Semester: 10th

Subject Code	Paper Id	Subject Title / Remarks	T/P
BACH1002	10120102	BACH1002 - 10120102 - Construction Management –I	Theory
BACH1003	10120103	BACH1003 - 10120103 - Professional Practice –I	Theory
BACH1004	10120104	BACH1004 - 10120104 - Disaster Management –I	Theory
BACH1001	10120101	BACH1001 - 10120101 - Architectural Design – IX (Thesis – Project)	

(Section-B)
Selected Subjects to appear in Examination

Subject Code	Paper Id	Subject Title / Remarks	T/P	Internal	External
BACH1001	10120101	Architectural Design – IX (Thesis – Project)		Yes	Yes
BACH1002	10120102	Construction Management –I	Theory	Yes	Yes
BACH1003	10120103	Professional Practice –I	Theory	Yes	Yes
BACH1004	10120104	Disaster Management –I	Theory	Yes	Yes

Buttons: [Unlock form with payment](#) [Print Exam Form](#)

1. If you want to edit subject(s), then first you have to delete the subject(s) from Section-B and then add the correct subject from Section-A.
2. The manual cutting/Over Writing in Exam. form is not allowed & liable to be rejected.
3. Print and Download pdf button will be shown only when you lock all subject(s) in Section B.

5. View Payment receipt.

The screenshot shows a web browser window with the following elements:

- Browser tabs: Apps, MRSSTU, Home, resize pic, www.mrsstueexam.c..., I.K. Gujral Punjab Te..., 213_1401_1st_2016..., www.mrsstueexam.c..., ads1044, www.mrsstueexam.c...
- Navigation menu: HOME, IMPORTANT ANNOUNCEMENT(S), EXAMINATION, ACCOUNTS, MY ACCOUNT, LOG OUT
- Welcome message: Welcome: Anamika
- Page title: PAYMENT RECEIPT VIEW - 209500012
- Student details table:

Student Name	Anamika
Roll Number	[REDACTED]
Branch	Bachelor of Architecture
Batch	Aug 2015
Session	EVEN
- Account Head table:

Account Head	Amount(Rs)
Exam Form Correction Fee	700.00
- Pay Online button
- Notes section:

Notes:
1# Please cross check your fee.
2# After payment please submit your form.

6. Click on Pay online.

This screenshot is identical to the previous one, showing the 'PAYMENT RECEIPT VIEW' page. The 'Pay Online' button is highlighted, indicating the next step in the process.

7. Fill correct detail and click on confirm & submit button.

The screenshot shows the 'ONLINE PAYMENT' form on the MRSSTU website. The form contains the following fields and values:

Roll Number	15120096
Name	Abhimanyu Agarwal
Email	supportexam@mrsptu.ac.in
MobileNo	8725072333
Receipt/Challan Number	EXMCFee209500015
Amount	700.00

Below the form are two buttons: 'Confirm & Submit' and 'Cancel'.

At the bottom of the page, it says: MAHARAJA RANJIT SINGH PUNJAB TECHNICAL UNIVERSITY - Bathinda (Punjab) - 151001 Copyright © 2018. All Rights Reserved

8. Fill correct Bank Detail and click "pay now".

The screenshot shows the net banking payment page on the MRS Punjab Technical University website. The page includes the following information:

- Reference No : EXMCFee209500011
- Amount : 700.00
- Payment Method: NET BANKING
- Pay using: VISA, MasterCard, RuPay
- For Maestro cards, please enter Expiry Date and CVV no. if available or else ignore and proceed.
- Radio buttons: Credit card Debit card
- Select Credit Card Option: --Select--
- Buttons: PAY NOW, Cancel
- Logos: Verified by VISA, MasterCard SecureCode, HDFC BANK
- Security notice: Your transaction is processed through a secure 2048 bit https internet connection based on secure socket layer technology. For security purposes, your following details have been logged.
- IP address 117.96.235.206 and access time Fri Jun 05 11:59:05 IST 2020.
- Copyright © 2014 TechProcess Payment Services Ltd. All rights reserved.

9. After payment, view showing message “payment is successfully paid”.

The screenshot displays the website of Maharaja Ranjit Singh Punjab Technical University, Bathinda (Punjab). The page title is "ONLINE PAYMENT - SUCCESS". A yellow message box states: "Your payment is successfully paid. Please keep printout of this receipt for future reference." Below this, a table provides transaction details:

Transaction Ref Number	EXMCFee209500011
Amount	700.00
Bank Ref Number	NA
Transaction Time	05-06-2020 11:58:49
Status	0392

Below the transaction details, the "Student Info" section is shown:

Roll Number	[REDACTED]
Student Name	[REDACTED]
Branch	[REDACTED]
Batch	Aug 2015

A "Print" link is located below the student information table. The footer of the page reads: "MAHARAJA RANJIT SINGH PUNJAB TECHNICAL UNIVERSITY - Bathinda (Punjab) - 151001 Copyright © 2018. All Rights Reserved".

10. After that, Click to Regular exam form.

The screenshot shows the website of Maharaja Ranjit Singh Punjab Technical University, Bathinda (Punjab). The user is logged in as "AMANDEEP KAUR". The "EXAMINATION" menu is open, showing options: "View Result", "Regular", "Reappear", and "AdmitCard". The "Regular" option is selected. Below the menu, a yellow box titled "Important Information for Students" contains the following instructions:

- Change you password. Keep you account secure.
- Complete your profile, upload the picture and lock.
- Contact HOD of your branch in case of any problem.
- Examination form can be filled only if your profile is complete and locked.

The footer of the page reads: "MAHARAJA RANJIT SINGH PUNJAB TECHNICAL UNIVERSITY - Bathinda (Punjab) - 151001 Copyright © 2018. All Rights Reserved".

11. Click on lock exam form.


<input type="checkbox"/>	BARC1643	120135	BARC1643 - 120135 - Building Sciences & Technology-VI	Theory
<input type="checkbox"/>	BARC1644	120136	BARC1644 - 120136 - Interior Design	Theory
<input type="checkbox"/>	BARC1645	120137	BARC1645 - 120137 - Estimating & Costing	Theory
<input type="checkbox"/>	BARC1646	120138	BARC1646 - 120138 - Design Philosophies-III	Theory
<input type="checkbox"/>	BARC1647	120139	BARC1647 - 120139 - Architectural Legislation	Theory
<input type="checkbox"/>	BARC1641	120133	BARC1641 - 120133 - Architectural Design-VI	

Are you sure you want to lock this Exam form?

(Section-B)
Selected Subjects to appear in Examination

Subject Code	Paper Id		T/P	Internal	External
BARC1641	120133	Architectural Design-VI		Yes	Yes
BARC1642	120134	Building Construction-VI	Theory	Yes	Yes
BARC1643	120135	Building Sciences & Technology-VI	Theory	Yes	Yes
BARC1644	120136	Interior Design	Theory	Yes	Yes
BARC1645	120137	Estimating & Costing	Theory	Yes	Yes
BARC1646	120138	Design Philosophies-III	Theory	Yes	Yes
BARC1647	120139	Architectural Legislation	Theory	Yes	Yes

12. Print on Examination form.



ਮਹਾਰਾਜਾ ਰਣਜੀਤ ਸਿੰਘ ਪੰਜਾਬ ਤਕਨੀਕੀ ਯੂਨੀਵਰਸਿਟੀ, ਬਠਿੰਡਾ (ਪੰਜਾਬ)
MAHARAJA RANJIT SINGH PUNJAB TECHNICAL UNIVERSITY
 BATHINDA (PUNJAB)

HOME
IMPORTANT ANNOUNCEMENTS
EXAMINATION
ACCOUNTS
MY ACCOUNT
LOG OUT

Welcome

REGULAR EXAM FORM

Examination Session: May2020

Student Information -

Branch	Architecture
Roll No / Name	
Father's / Mother's Name	
Mobile / Email / Batch	

(Section-A)
Click on Checkbox to select the Subjects in which you want to appear in Exam.

Select your current semester:

Semester: 6th

Subject Code	Paper Id	Subject Title / Remarks	T/P
BARC1642	120134	BARC1642 - 120134 - Building Construction-VI	Theory
BARC1643	120135	BARC1643 - 120135 - Building Sciences & Technology-VI	Theory
BARC1644	120136	BARC1644 - 120136 - Interior Design	Theory
BARC1645	120137	BARC1645 - 120137 - Estimating & Costing	Theory
BARC1646	120138	BARC1646 - 120138 - Design Philosophies-III	Theory
BARC1647	120139	BARC1647 - 120139 - Architectural Legislation	Theory
BARC1641	120133	BARC1641 - 120133 - Architectural Design-VI	

(Section-B)
Selected Subjects to appear in Examination

Subject Code	Paper Id	Subject Title / Remarks	T/P	Internal	External
BARC1641	120133	Architectural Design-VI		Yes	Yes
BARC1642	120134	Building Construction-VI	Theory	Yes	Yes
BARC1643	120135	Building Sciences & Technology-VI	Theory	Yes	Yes
BARC1644	120136	Interior Design	Theory	Yes	Yes
BARC1645	120137	Estimating & Costing	Theory	Yes	Yes
BARC1646	120138	Design Philosophies-III	Theory	Yes	Yes
BARC1647	120139	Architectural Legislation	Theory	Yes	Yes

[Print Exam Form](#)

1. Please fill the form carefully.
 2. Once the form is filled, payment made and form is locked, correction shall be allowed only after payment of the correction fees of Rs. 700/-
 3. Print and Download pdf button will be shown only when you lock all subject(s) in Section B.

MAHARAJA RANJIT SINGH PUNJAB TECHNICAL UNIVERSITY - Bathinda (Punjab) - 151001
 Copyright © 2018. All Rights Reserved

NOTES:

- Student's profile should be locked to generate Examination form.
- Elective Subject or Subject from Semester Groups will only be listed in Admit card/Exam Form if subject has been selected in Subject Selection Module by HOD for that particular student.
- **Regular Examination Form**
Important Instructions.
 - . Please fill the form carefully.
 - . Once the form is filled, payment made and form is locked, correction shall be allowed only after payment of the correction fees of Rs. 1000/-
- **Reappear Examination Form**
Important Instructions.
 - . Please fill the form carefully.
 - . Once payment is made and the exam form is locked, no correction is allowed.
- **Payment**
 - . Please check all the details in the examination form (Regular or Reappear) before making the payment.
- In case of any problem with the Examination form, send us email at supportexam@mrsptu.ac.in.